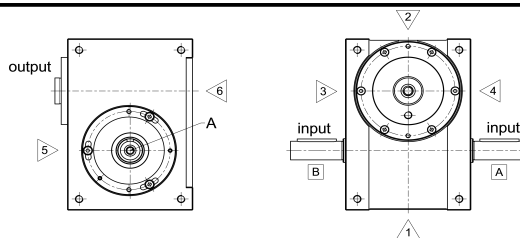


order sheet questionnaire please fill in and enclose the inquiry / order!

1 gear type

type designation _____

code – step motion _____



2 input

input shaft A (side 4)

standard (refer to catalog) ☐

with groove ☐ without groove ☐

special ☐

Ø X mm to collar ☐

with groove ☐ without groove ☐ without collar ☐

+ Ø X mm

with groove ☐ without groove ☐

extras: _____

input shaft B (side 3)

standard (refer to catalog) ☐

with groove ☐ without groove ☐

special ☐

Ø X mm to collar ☐

with groove ☐ without groove ☐ without collar ☐

+ Ø X mm

with groove ☐ without groove ☐

extras: _____

3 output

output shaft (side 5)

standard (refer to catalog) ☐

special ☐

Ø X mm

extras: _____

with tapped holes ☐

on PCD: mm

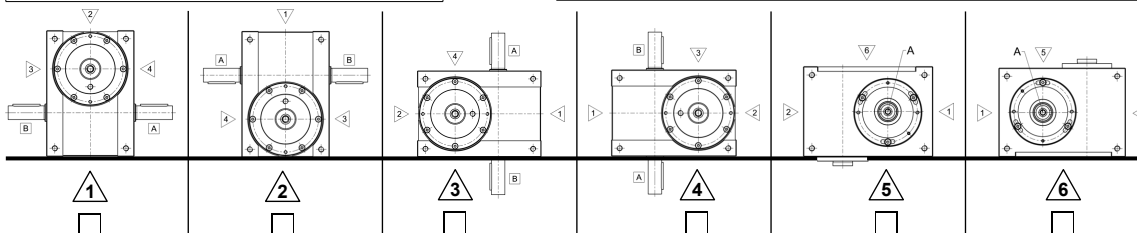
tapped hole, depth: M, mm deep

number of tapped holes: _____

extras: _____

4 mounting position

note: _____



position of oil fittings

oil filling in side: _____

oil level in side: _____

oil drain in side: _____

label in side: _____

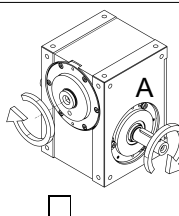
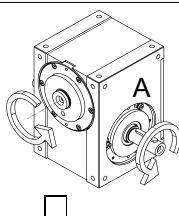
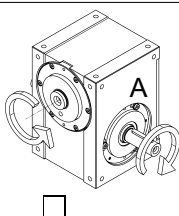
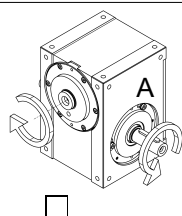
Standard position of oil fittings, refer page 5 - 204
If you prefer the oil fittings to be located on a different side, please enclose a sketch of the desired position of the oil fittings with this questionnaire.

5 direction of motion of the cam

cam right handed

(standard cams are right handed)

cam left handed



6 adapter for the gear motor

yes ☐ no ☐

if yes, only mounting holes ☐

on side 3 ☐ or on side 4 ☐

designation of gear motor or dimensions for mounting holes: _____

7 mounting holes in side

side 1, 2, 3, 4, 5 or 6: _____ or in all sides ☐

extras: _____

8 mounting position of the gear motor

number (refer to page 5 – 203) : _____

9 technical infos

input speed: 1/min